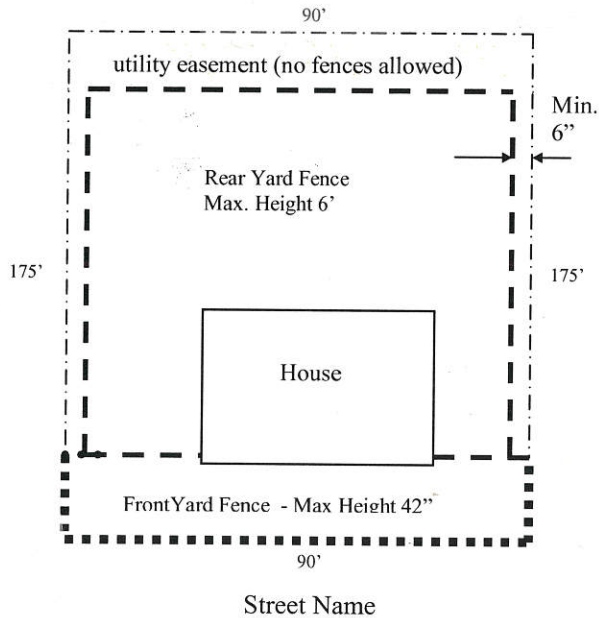
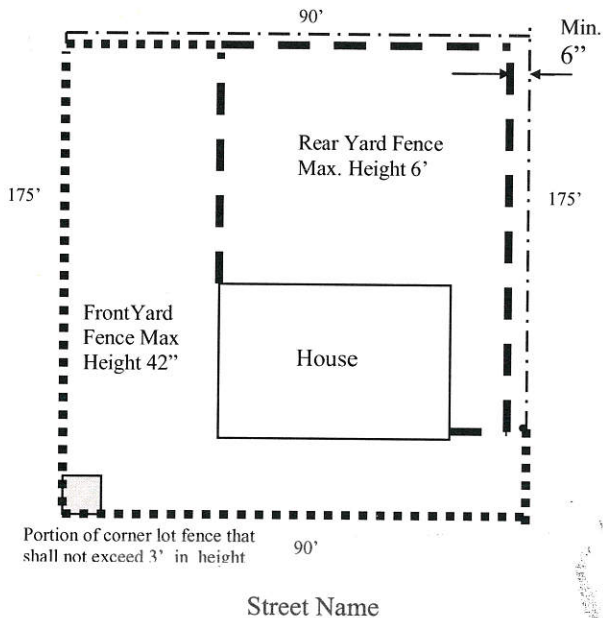


### STANDARD LOT FENCE



### CORNER SIDE YARD FENCE



The Building Inspector's office is located on the second floor in the rear of the Mt. Horeb Municipal Building at 138 E Main St.

**The office hours vary. For questions regarding building inspections or to schedule appointments contact:**

General Engineering Company  
David Geraths, Building Inspector  
Cell Phone: 608-697-7776  
Office: 608-437-6884 ext 116


<http://www.mounthorebwi.info>

Mount Horeb Code of Ordinances:  
[Municode.com](http://Municode.com)

## Fences (Walls, Hedges)

*Residential Permit Information*

## VILLAGE OF MOUNT HOREB



**Building and Zoning  
Department**

**138 East Main Street  
Mount Horeb, WI 53572  
Phone: 608-437-6884  
Fax: 608-437-3190**

## ***Municipal Codes for Fences and Walls in:***

### **Rear Yards**

Rear Yard is defined as the rear and side of structure, *inclusive of all yards that do not qualify as front and side yards.*

**Type:** A fence for rear yards is defined as any construction of wood, metal, wire mesh, masonry, or other material, erected for the purpose of assuring privacy or protection.

**Location:** A fence or wall shall be a minimum of 6" from side and rear yard property lines.

**Height:** A rear yard fence or wall shall not exceed 6 ft in height.

### **Front Yards and Corner Side Yards**

Front Yard is defined as the yard between the street right-of-way line and the front of the structure.

Corner lots: Any yard adjacent to a street is considered a front yard.

**Type:** Fences in front or corner side yards must be decorative type fences. A decorative fence is defined as being made of material other than chain link, wire or poured concrete. It shall be constructed in an open pattern (such as weave, board-space pattern) and not a solid pattern (such as block, concrete or privacy pattern).

**Location:** In residential districts no fence or wall within 25 ft of an intersection or street lines shall exceed 3 ft above the street grade.

**Height:** A front or corner side yard fence or wall shall not exceed 42" in height.

### **Other Information:**

The finished side or decorative side of a fence shall face adjoining property.

Fences and walls shall be located outside of all easements.

Fences or walls shall be maintained, kept safe and in a state of good repair; grass and weeds should be kept trimmed to a height not to exceed 6" along the fence.

For lot lines adjacent to a non-residentially zoned property, the fence or wall shall not exceed 10 ft in height.

**Temporary Fences** for the protection of planting or to warn of construction hazards, or for similar purposes, shall be clearly visible or marked with colored steamers or other such warning devices at 4-foot intervals. Such fences do not require a permit and shall not be erected for more than 45 days and shall comply with the setback requirement.

**Hedges** are permitted, except that no hedge may be established or maintained that creates a traffic visibility hazard for vehicles or pedestrians as determined by the Zoning Administrator. Hedges shall be trimmed to a height of 30 inches or less above the grade of the affected vehicle or pedestrian facility. Hedges may be planted no closer than 18" to the lot line.

**Pool fences** - Please see Swimming Pools

**Retaining Walls** shall be considered a fence and subject to fence regulations.

**Security, electrical or barbed wire fences** are not permitted in residential districts.

**DIGGERS  HOTLINE**

**APPLICANT SHALL NOTIFY  
DIGGER'S HOTLINE PRIOR TO  
EXCAVATING  
(1-800-242-8511)**

### ***Submit:***

Submit a completed Building Permit Application and a Site Plan with the following information on it:

- All property lines with dimensions
- Location of all buildings
- Location of fence and distance from property lines
- Any easements
- Height and type of fence
- Check Subdivision Covenants

*Submit all to the Building Inspection Department at the address listed on the back*

### ***Inspections:***

Final inspection for compliance required

**Permit Fees:** See Fee Sheet

<http://www.mounthorebwi.info>

Departments: Building

**IT IS THE HOMEOWNERS  
RESPONSIBILITY  
TO COMPLY WITH ALL APPLICABLE  
STATE AND MUNICIPAL CODES.**

This brochure does not necessarily include all of the regulations that may apply to your project. The property owner is responsible for compliance with all applicable legal requirements. The Village of Mt. Horeb Municipal Code is open to the public and may be viewed at the Village Administration Office or the Mt Horeb Public Library. State of Wisconsin Building codes are available online at : <http://www.commerce.state.wi.us/SB/SB-HomePage.html>